



European
Commission

The European Agenda on **Migration** Glossary, facts and figures

Migration and
Home Affairs

Contents

Irregular migration 2

Comparison of irregular border crossings by route between Jan.-Dec. 2013 and Jan.-Dec. 2014	2
EU Agencies supporting Member States' efforts in the area of migration?	3
EU rules on returning irregularly staying migrants	3
Return decisions against effected returns for main countries of citizenship of the irregular migrants	3
The Action Plan on Smuggling	3
Readmission Agreements	4
17 Readmission Agreements currently in force	4
The principle of non-refoulement	4
The difference between smuggling and trafficking	4
How does the EU tackle trafficking in human beings?	4

Save lives and secure the external borders 5

The "Hotspots" System	5
The Smart Borders Package	5
EUROSUR	5
Common Security and Defence Policy operations	5

Asylum and protection 6

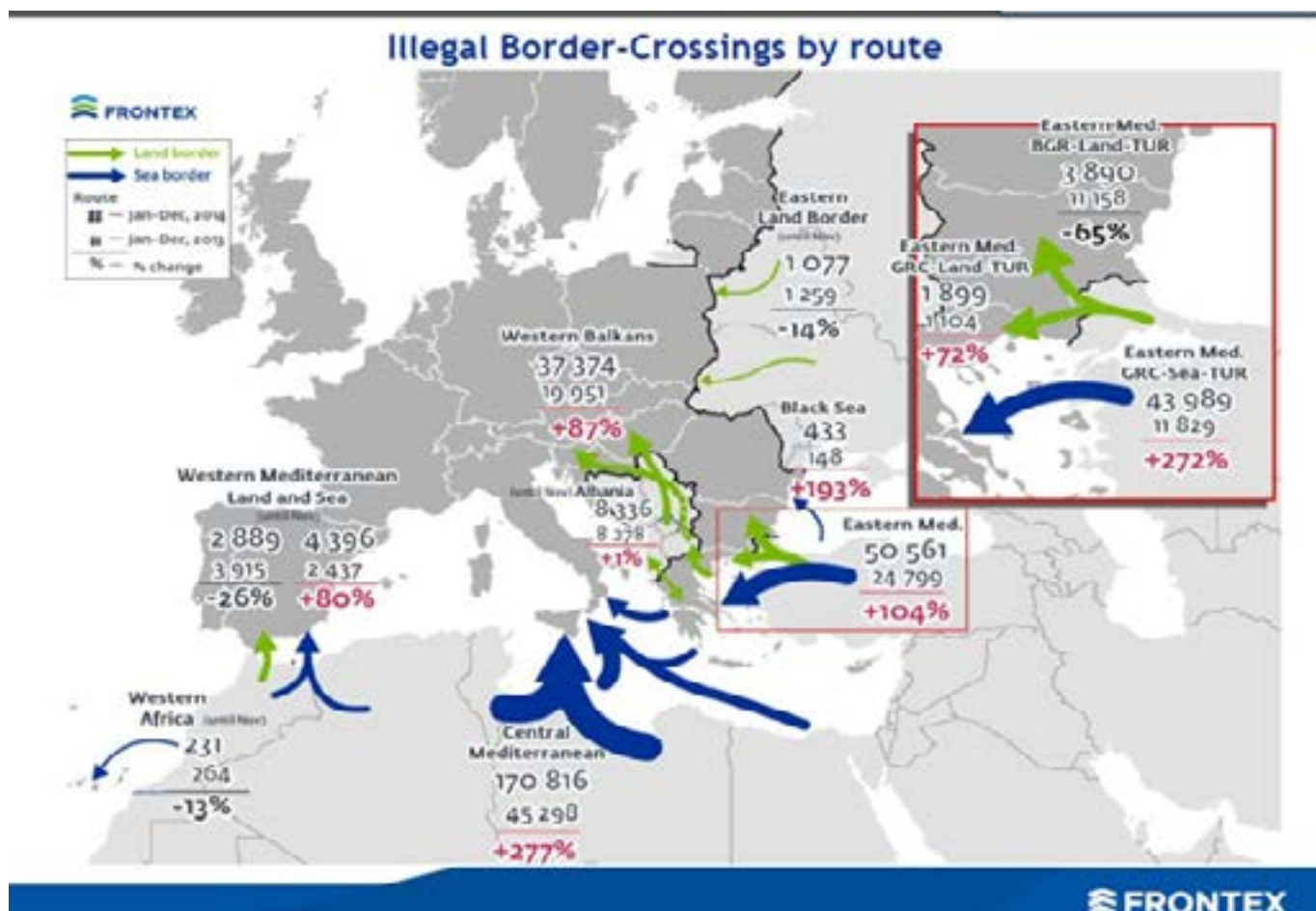
The current EU legal framework on asylum	6
Total number of asylum seekers in the EU	6
Number of asylum applications per Member State	6
What does relocation mean? How does it work?	7
Distribution of asylum seekers among the ten EU countries receiving the most applications (2014)	7
The emergency response system under Art. 78.3 of the Treaty	8
What is resettlement? How does it work?	8
Resettled persons during the period 2008 - 2014	8
Regional Development and Protection Programmes	9

Legal migration 10

How does the EU attract non-EU workers?	10
Blue Cards issued by Member States	10
Residence permits issued by Member States	10
Impact of migration on development	11
Visa requirements for entering into the EU?	11
Top applicant countries in 2014	12
Mobility Partnerships	12
8 Mobility Partnerships signed	12

Irregular migration

Comparison of irregular border crossings by route between January-December 2013 and January-December 2014



What EU Agencies support Member States' efforts in the area of migration?

Frontex – The European Agency for the Management of Operational Cooperation at the External Borders of the Member States of the European Union facilitates and improves the application of existing and future EU measures relating to the management of external borders.

EASO – The European Asylum Support Office assists Member States in fulfilling their European and international

obligations in the field of asylum.

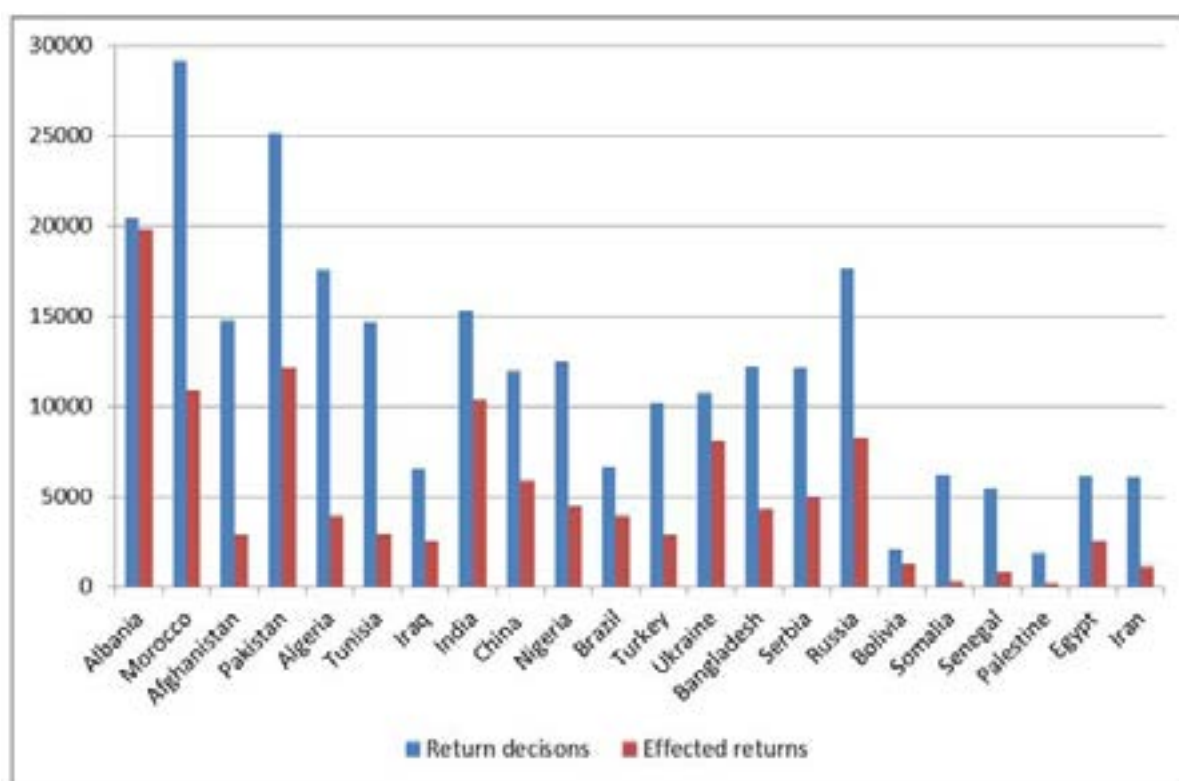
Europol – The European Police Office assists Member States' police forces in improving their cooperation on the prevention and fight against the most serious forms of international crime, such as terrorism, drug trafficking and people smuggling, focusing on the targeting of criminal organisations.

What are the EU rules on returning irregularly staying migrants?

At the end of 2010, the common rules on return (the so-called "Return Directive"), agreed by Member States in 2008, entered into force. They provide for clear, transparent and fair common rules for the return and removal of the irregularly staying migrant, the use of coercive measures, detention and re-entry, while fully respecting the human rights and fundamental freedoms of the persons concerned. The Directive has

been transposed into national law by all States bound by it (all Member States except UK and Ireland; plus the 4 Schengen associated countries: Switzerland, Norway, Iceland and Liechtenstein). According to Eurostat, of the approximately 425 000 persons issued with a return decision in 2013, those who, as a consequence, have left the EU are approximately 167 000.

Comparison of return decisions against effected returns for main countries of citizenship of the irregular migrants



Source: Eurostat

What are Readmission Agreements?

These set out clear obligations and procedures for the authorities of the non-EU country and of Member States as to when and how to take back people who are irregularly residing. They aim at improving cooperation

between administrations and can only be used after a return decision has been made in accordance with the procedural guarantees set by the Return Directive and the relevant EU asylum rules.

17 Readmission Agreements currently in force

Country	Entry into force of the agreement
Hong Kong	1 March 2004
Macao	1 June 2004
Sri Lanka	1 May 2005
Albania	1 May 2006
Russia	1 June 2007
Ukraine	1 January 2008
ŸYROM	1 January 2008
Bosnia & Herzegovina	1 January 2008
Montenegro	1 January 2008

Country	Entry into force of the agreement
Serbia	1 January 2008
Moldova	1 January 2008
Pakistan	1 December 2010
Georgia	1 March 2011
Armenia	1 January 2014
Azerbaijan	1 September 2014
Turkey	1 October 2014
Cape Verde	1 December 2014

What is the principle of non-refoulement?

A concept which prohibits States from returning a migrant to territories where there is a risk that his or her life or freedom would be threatened on account of race, religion,

nationality, membership of a particular social group, or political opinion.

What is the difference between smuggling and trafficking?

Migrants smuggling and trafficking are two diverse, yet interlinked criminal activities perpetrated by criminal networks. The difference between the two is that in the former migrants normally willingly engage in an irregular migration process by paying for the services of a smuggler in order to cross an international border, while in the latter they are the victims of an extremely hideous form of criminal activity where they are coerced into a

vicious process of severe exploitation which may or may not be linked to the crossing of a border. In reality, the two phenomena are not easy to disentangle as persons who start their journeys in a voluntary manner might end up in networks of labour or sexual exploitation along the way. Smuggled migrants are also often exposed to violence, gross human rights violations or even death.

How does the EU tackle trafficking in human beings?

The EU Strategy towards the Eradication of Trafficking in Human Beings was adopted in 2012. This updated the 2005 EU Action Plan on best practices, standards and procedures for combating and preventing trafficking in human beings. The Strategy is a set of concrete and practical measures to be implemented over five years. These include prevention, protection, support of the

victims and prosecution of the traffickers, as well as the establishment of national law enforcement units specialised in human trafficking and the creation of joint European investigation teams to prosecute cross-border trafficking cases.

Save lives and secure the external borders

What is the “Hotspots” System?

This is a new concept foreseen to be developed in the EU Agenda on Migration. Union Agencies, namely Frontex, EASO and Europol are tasked with providing operational assistance to the Member States in accordance with their respective mandates. The current migratory pressure is characterised by mixed flows of asylum seekers and economic migrants and with the involvement of organised smuggling networks. Member States tend to request

assistance from one Agency only expecting that Agency to handle matters which are not necessarily within its mandate. The proposal would allow establishing dedicated hotspot teams from all the Agencies concerned to provide comprehensive support in dealing with mixed migratory flows. Eurojust and EMSA could also be associated to the hotspots as appropriate.

What is the Smart Borders Package?

The “Smart Borders” Package was proposed by the Commission in February 2013. It follows the European Commission Communication of February 2008 suggesting the establishment of an Entry/Exit System (EES) and a Registered Traveller Programme (RTP). It aims to improve

the management of the external borders of the Schengen Member States, fight against irregular immigration and provide information on overstayers, as well as facilitate border crossings for pre-vetted frequent non-EU travellers.

What is EUROSUR?

EUROSUR is a multi-purpose system used for detecting, preventing and combating irregular migration and cross-border crime at the external borders and contributing to the protection and saving of migrants’ lives. For these purposes, EUROSUR provides a common framework

for information exchange and cooperation among all authorities with a responsibility for the surveillance of the external land and sea borders in the Member States and with Frontex.

What are Common Security and Defence Policy operations?

They are operations under the mandate of the High Representative Vice President agreed by the Member States in line with the procedures and the competence

foreseen under Title V of the Treaty on the European Union. CSDP operations will be enhanced in order to foster the capacity of our partners in Africa to manage their borders.



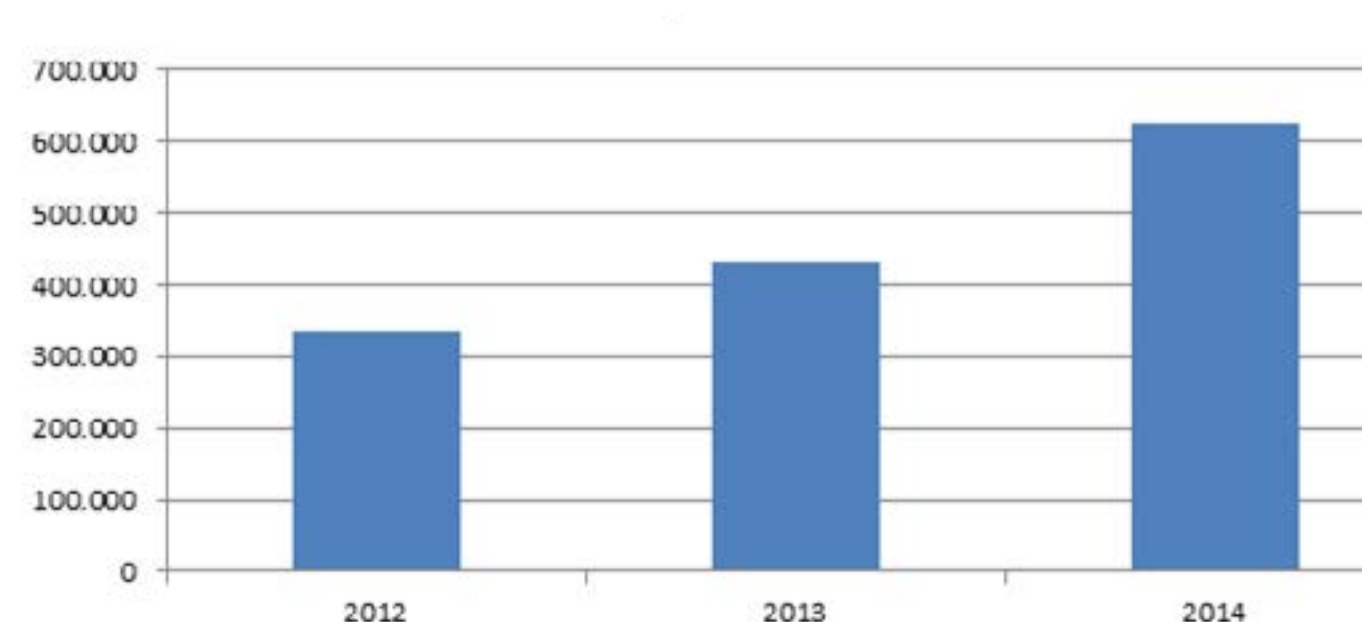
Asylum and protection

What is the current EU legal framework on asylum?

Since 1999, the EU has been working to create a Common European Asylum System (CEAS) and improve the legislative framework in this area. Following the completion of the first stage of CEAS in 2005, which was based on the lowest common denominator between Member States, new rules have been agreed in 2013 (CEAS II). The aim was to ensure that all applicants for international protection are treated equally in an open and fair system, wherever they apply. CEAS II is composed of the following five legal instruments:

- The Asylum Procedures Directive sets out rules on the whole process of claiming asylum.
- The Reception Conditions Directive establishes common standards of reception conditions (housing, food, health care, employment, etc.) for asylum applicants.
- The Qualification Directive establishes common grounds to grant international protection.
- The Dublin Regulation establishes the Member State responsible for the examination of the asylum application.
- The EURODAC Regulation establishes an EU asylum fingerprint database.

Total number of asylum seekers in the EU



Source: Eurostat

Number of asylum applications per Member State

	2012	2013	2014
Belgium	28.285	21.215	22.850
Bulgaria	1.385	7.145	11.080
Czech Republic	755	710	1.155
Denmark	6.075	7.230	14.715
Germany	77.650	126.995	202.815
Estonia	75	95	155
Ireland	955	945	1.450
Greece	9.575	8.225	9.435
Spain	2.565	4.495	5.615
France	61.455	66.265	64.310
Croatia	:	1.080	450

	2012	2013	2014
Italy	17.350	26.620	64.625
Cyprus	1.635	1.255	1.745
Latvia	205	195	375
Lithuania	645	400	440
Luxembourg	2.055	1.070	1.150
Hungary	2.155	18.900	42.775
Malta	2.080	2.245	1.350
Netherlands	13.100	13.095	24.535
Austria	17.450	17.520	28.065
Poland	10.755	15.245	8.025
Portugal	295	505	445
Romania	2.510	1.495	1.545
Slovenia	305	270	385
Slovakia	730	440	330
Finland	3.115	3.220	3.625
Sweden	43.945	54.365	81.325
United Kingdom	28.895	30.820	31.945
TOTAL	336.000	432.060	626.715

Source: Eurostat

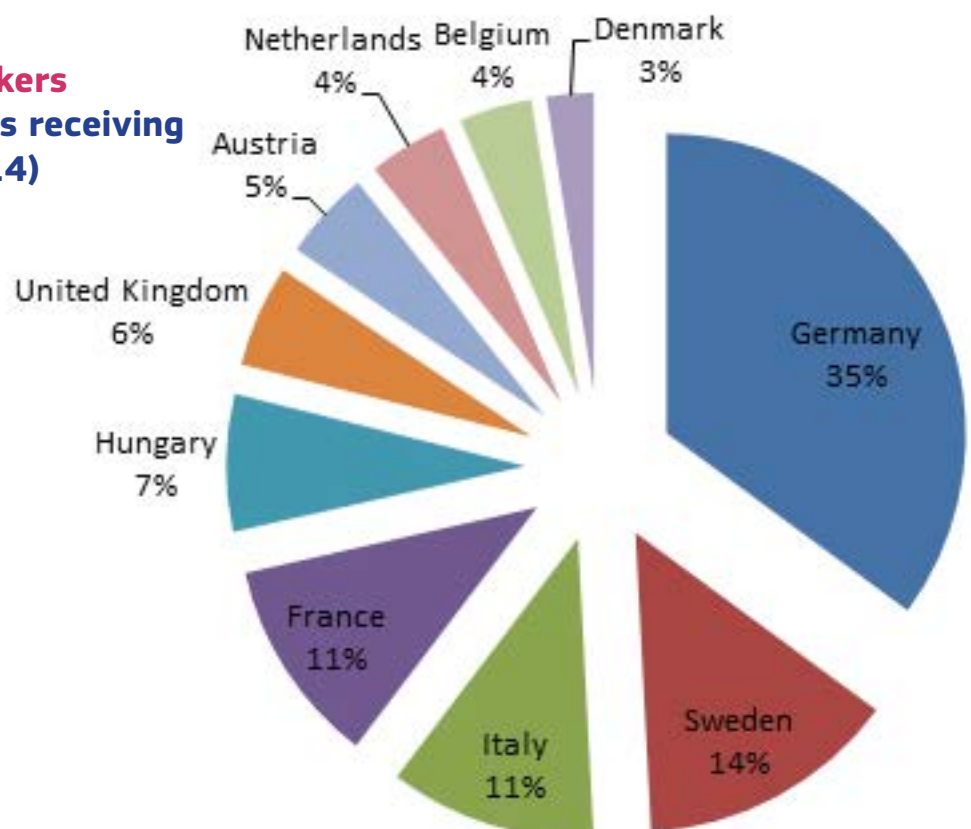
What does relocation mean? How does it work?

Relocation is the transfer of persons having an international protection status within the meaning of Directive 2011/95/EU from the Member State which granted them international protection to another Member State where they will be granted similar protection and of persons having applied for international protection from the Member State which is responsible for examining their application to another Member State where their applications for international protection will be examined.

Relocation is a voluntary system requiring for its implementation Member States' pre-agreement to such transfers.

As shown by the table above, asylum applications are unevenly distributed among Member States. In 2014, 72% of the total asylum applications in the EU were received in only 4 Member States: Germany, Sweden, Italy, France.

Distribution of asylum seekers among the ten EU countries receiving the most applications (2014)



Source: Based on Eurostat data

What does the emergency response system under Art. 78.3 of the Treaty entail? What is the Commission proposing in the short term and the longer term?

To deal with the situation in the Mediterranean, the Commission will, by the end of May, propose triggering the emergency response system envisaged under Art.78.3 of the Treaty. The proposal will include a distribution mechanism for asylum-seekers in clear need of international protection to ensure a fair and balanced participation of all Member States to this common effort. The receiving Member State will be responsible for the examination of the asylum application in accordance with established rules and guarantees. The Commission has defined a redistribution key based on criteria such

as GDP, size of population, unemployment rate and past numbers of asylum seekers. This step will be the precursor of a lasting solution. The EU needs a permanent system for sharing the responsibility for large numbers of refugees and asylum seekers among Member States. The Commission will table legislation by the end of 2015 to provide for a mandatory and automatically-triggered relocation system to distribute those in clear need of international protection within the EU when a mass influx emerges. The scheme will take account of the efforts already made on a voluntary basis by Member States.

What is resettlement? How does it work?

Resettlement is the process whereby, on a request from the United Nations High Commissioner for Refugees ('UNHCR') based on a person's need for international protection, non-EU nationals are transferred from a non-EU country and established in a Member State. Currently,

resettlement of refugees is voluntary, with EU efforts being a sum of all national actions. 14 Member States resettle, with three other Member States resettling on ad hoc basis, while the rest does not participate in resettlement despite political expressions of good will.

Number of resettled persons during the period 2008 - 2014

	2008	2009	2010	2011	2012	2013	2014
Belgium	:	45	:	25	0	100	35
Bulgaria	:	:	:	:	0	0	0
Czech Republic	:	0	40	0	25	0	0
Denmark	565	450	495	515	470	515	345
Germany	0	2070	525	145	305	280	280
Estonia	0	0	0	0	0	0	0
Ireland	100	190	20	45	50	85	95
Greece	:	:	:	0	0	0	0
Spain	:	:	:	:	80	0	125
France	195	520	360	130	100	90	450
Croatia	:	:	:	:	:	0	0
Italy	70	160	55	0	0	0	0
Cyprus	0	:	0	:	:	0	0
Latvia	0	0	0	0	0	0	0
Lithuania	:	:	:	0	5	0	0
Luxembourg	:	30	5	0	0	0	30
Hungary	0	0	:	0	0	0	10
Malta	0	0	0	0	0	0	0
Netherlands	695	370	430	540	430	310	790
Austria	0	0	0	0	0	0	390
Poland	:	:	:	:	0	0	0
Portugal	10	0	35	30	15	0	15
Romania	0	0	40	0	0	0	40
Slovenia	0	0	0	0	0	0	0
Slovakia	0	0	0	0	0	0	0
Finland	750	725	545	585	730	675	1090
Sweden	1865	1890	1790	1620	1680	1820	2045
United Kingdom	640	945	720	455	1040	965	645

Source: Eurostat

What are Regional Development and Protection Programmes (RDPP)?

Regional Development and Protection Programmes (RDPPs) aim at supporting long-term capacity building (in particular legislative and administrative framework) of non-EU countries to help them to become robust providers of effective protection in accordance with international law. They are not a tool of immediate humanitarian assistance. RDPPs can include, depending on the needs of the non-EU country in question, actions ranging from support to drafting a legislative and policy framework, building up an administrative structure, support to status

determination and reception capacity, support to victims of trafficking and smuggling to advocacy, training to those dealing with refugee issues, etc. The 'development' element aims at contributing to offsetting negative impacts and supporting positive impacts of refugees on host communities as well as providing refugees with improved livelihood opportunities, means for self-reliance and possibilities for local integration. RDDPs are also meant to encompass resettlement.



Legal migration

How does the EU attract non-EU workers?

In 2009, the EU has put in place attractive conditions for non-EU workers considering taking up highly skilled employment in the Member States, creating a harmonised fast-track procedure and common criteria (a work contract, professional qualifications and a minimum salary level) for issuing a special residence and work permit called the “EU Blue Card”. The Blue Card facilitates access to the labour market and entitles holders to socio-economic rights and favourable conditions for family reunification and movement around the EU.

The EU Blue Card Directive also promotes ethical recruitment standards to limit – if not stop entirely – active recruitment by Member States in developing countries already suffering from serious “brain drain”. The EU Blue Card does not create a right of admission; it is demand-driven, i.e. based on a work contract. Its period of validity is between one and four years, with possibility of renewal.

Blue Cards issued by Member States

	2012	2013
EU25	3.664	12.854
Belgium	0	5
Bulgaria	15	14
Czech Republic	62	72
Denmark		
Germany	2.584	11.580
Estonia	16	12
Ireland		
Greece	0	
Spain	461	313
France	126	371
Croatia		10
Italy	6	87
Cyprus	0	0

	2012	2013
Latvia	17	10
Lithuania		26
Luxembourg	183	236
Hungary	1	4
Malta	0	4
Netherlands	1	3
Austria	124	
Poland	2	16
Portugal	2	4
Romania	46	71
Slovenia	9	3
Slovakia	7	8
Finland	2	5
Sweden		

Source: Eurostat

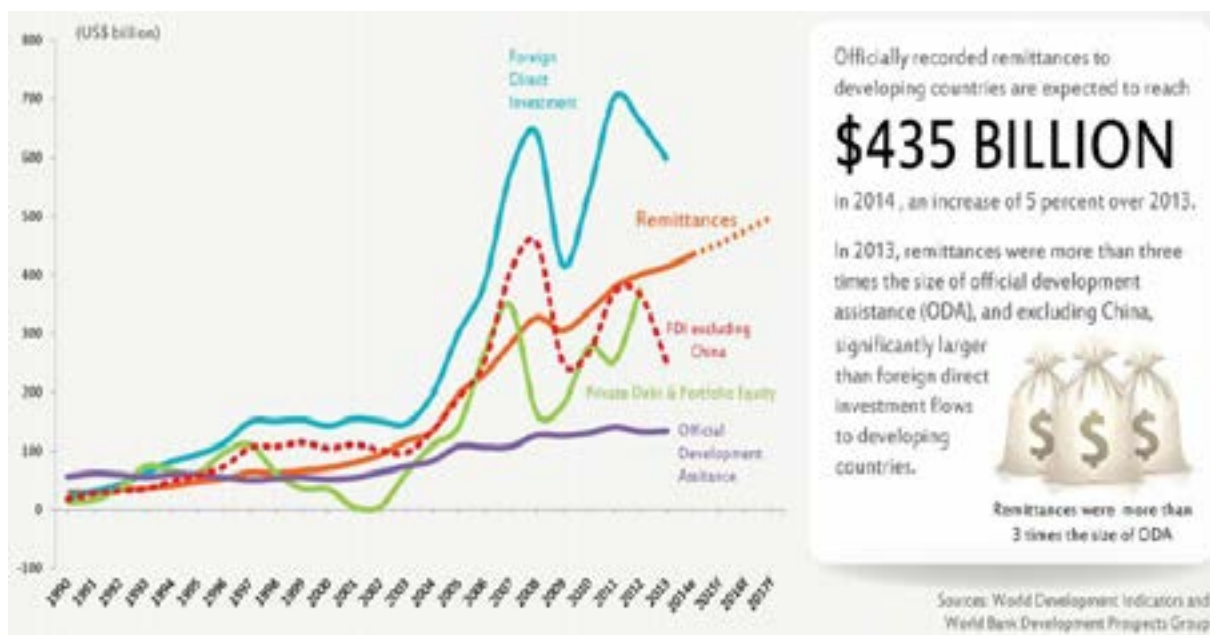
Residence permits issued by Member States

	2008	2009	2010	2011	2012	2013
Belgium	46.201	58.939	57.855	55.449	47.278	42.463
Bulgaria	3.933	4.383	4.051	5.030	6.418	6.436
Czech Republic	61.350	27.539	34.653	20.978	42.123	45.544
Denmark	31.655	26.409	28.577	24.707	24.812	31.311
Germany	114.289	121.954	117.202	110.349	184.070	199.925
Estonia	3.884	3.777	2.647	3.408	2.530	2.496
Ireland	28.926	25.509	22.235	24.570	26.818	32.780
Greece	40.411	45.148	33.623	21.269	16.252	18.299
Spain	399.827	290.813	258.071	282.704	223.026	196.242
France	188.723	200.649	204.321	199.581	199.480	212.098
Croatia						3.320
Italy	550.226	506.833	589.988	331.083	246.760	243.954
Cyprus	25.156	25.638	19.139	15.645	11.715	11.455

	2008	2009	2010	2011	2012	2013
Latvia	7.706	2.304	2.329	3.982	5.620	7.615
Lithuania	5.298	2.659	1.861	2.429	3.696	4.601
Luxembourg	:	2.969	2.366	2.698	3.804	4.169
Hungary	37.486	14.289	14.601	14.893	13.282	16.833
Malta	4.836	3.547	2.763	3.484	4.526	10.187
Netherlands	62.589	56.488	54.473	55.074	51.162	64.739
Austria	21.783	28.035	30.596	35.442	37.852	34.308
Poland	40.896	33.427	101.574	108.036	146.619	273.886
Portugal	63.715	46.324	37.010	35.172	32.590	26.593
Romania	19.354	15.380	10.218	9.740	10.125	11.160
Slovenia	29.215	15.759	7.537	9.800	9.092	8.271
Slovakia	8.025	5.336	4.373	3.641	4.210	4.416
Finland	21.873	18.034	19.210	20.230	20.264	21.122
Sweden	84.144	91.337	79.299	75.734	90.248	99.122
United Kingdom	633.170	671.324	732.208	701.657	631.940	724.248
TOTAL	2.534.671	2.344.803	2.472.780	2.176.785	2.096.312	2.357.593

Source: Eurostat

Impact of migration on development



What are the visa requirements for entering into the EU?

The EU Visa Code sets out the procedures and conditions for issuing visas for the purpose of short stays and airport transit.

Citizens from some non-EU countries are required to hold a visa when travelling to the Schengen Area. The EU has a common list of countries whose citizens must have a visa when crossing the external borders and a list of countries whose citizens are exempt from that requirement. These lists are set out in Regulation No 539/2001 and

its successive amendments. Generally, a short-stay visa issued by one of the Schengen States entitles its holder to travel throughout the 26 Schengen States for up to 90 days in any 180-day period. Visas for visits exceeding that period remain subject to national procedures.

Top applicant countries in 2014

Country where consulate is located	Uniform visas applied for	Uniform visas issued (including MEV)	Uniform visas not issued	MEVs issued
Russian Federation	5.768.182	5.702.624	54.088	3.420.557
China	1.800.369	1.742.013	53.543	272.158
Ukraine	1.387.086	1.351.757	27.273	708.826
Belarus	881.404	879.808	2.327	450.439
Turkey	813.339	770.342	35.971	447.417
Algeria	593.624	437.276	151.343	148.891
India	568.216	529.367	36.519	239.609
Morocco	434.652	371.311	53.890	162.473
Saudi Arabia	308.879	296.219	7.676	221.840
United Arab Emirates	253.765	230.194	19.204	134.945
United Kingdom	236.181	224.379	9.056	78.779
Thailand	219.015	209.737	8.273	46.298
South Africa	172.200	168.690	2.317	108.040
Kuwait	164.753	158.976	4.793	129.475
Iran, Islamic Republic of	160.145	131.206	25.571	26.882
Egypt	156.995	136.555	18.315	43.446
Tunisia	152.038	133.353	17.963	52.862
Kazakhstan	148.879	145.611	3.205	28.752
Indonesia	143.410	141.384	1.596	60.681
Colombia	133.200	126.723	5.755	87.851

Source: DG Migration and Home Affairs

What are Mobility Partnerships?

The most elaborated bilateral cooperation frameworks in the field of migration. They offer a political framework for comprehensive, enhanced and tailor-made dialogue and cooperation with partner countries, including a set of

targets and commitments as well as a package of specific support measures offered by the EU and interested Member States. They include the negotiation of visa facilitation and readmission agreements.

8 Mobility Partnerships signed

Country	Date of signature of Agreement
Moldova	5 June 2008
Cape Verde	5 June 2008
Georgia	30 November 2009
Armenia	27 November 2011
Morocco	7 June 2013
Azerbaijan	5 December 2013
Tunisia	3 March 2014
Jordan	9 October 2014

More on migration:

ec.europa.eu/home-affairs

ec.europa.eu/commission/2014-2019/timmermans

ec.europa.eu/commission/2014-2019/avramopoulos

Follow us on Twitter:

@EUHomeAffairs

@TimmermansEU

@Avramopoulos